

















SENSORY EXPLORATION 4:

Please see attached sheet of description of activities. Choose the activities which best fit your child's needs.

Movement/Gross motor skills	Tactile/touch skills	Oral motor skills	Auditory skills
<p>Hide the Puzzle:</p> 	<p>Sensory bags:</p> 	<p>Blow the Pom pom:</p> 	<p>DIY Harmonica:</p> 
<p>Indoor Maze:</p> 	<p>Dry textured play & sensory bin:</p> 	<p>Drinking from a sports bottle:</p> 	<p>Calming music:</p> 
<p>DIY Bowling:</p> 	<p>Messy play:</p> 	<p>Blowing pompoms:</p> 	<p>Barefoot books:</p> 
<p>DIY Balance board:</p> 	<p>Messy play with jelly:</p> 	<p>Breathing:</p> 	<p>The Learning Channel Music:</p> 

Proprioceptive/Calming	Fine motor skills	Fine motor skills
<p>What is Proprioception?</p> <p>Towelling</p>	<p>Find the toys:</p> 	<p>Posting straws:</p> 
<p>Pushing the ball:</p> 	<p>Ear butts:</p> 	<p>Screw on the lids:</p> 
<p>Crashing:</p> 	<p>Egg carton train:</p> 	<p>Squeeze the pegs:</p> 
<p>Roll and crash:</p> 	<p>Spoon it out:</p> 	<p>Threading necklace:</p> 

